

Food Bank of WNY annual report for FY 2018-2019 and stub year 2019

a message from our board chair and president & CEO

The period of July 1, 2018 through December 31, 2019 was an exciting time of growth and change for the Food Bank of WNY. The most historic accomplishment during this 18-month period was the Food Bank's merger with Meals on Wheels for Western New York.

The journey to FeedMore WNY – the nonprofit created out of this alliance – began in 2017 when the Food Bank and Meals on Wheels embarked on a comprehensive study to determine if a merger was in the best interests of the organizations and the community. A task force comprised of board members, staff and community volunteers from both nonprofits worked incredibly hard to conduct a thorough analysis of the organizations' business models, challenges, opportunities and risks as well as how best to position them for success and sustainability in the future.

The task force agreed that, by coming together, the new organization would make a greater impact in the community and touch even more lives. On February 27, 2019, the nonprofits' boards voted to come together as FeedMore WNY. The New York State Attorney General officially approved the merger on December 31, 2019.

In this report you will see an overview of our service numbers and financial results from the Food Bank of WNY's 2018-2019 Fiscal Year, as well as our six-month stub period before the Food Bank became legally merged with Meals on Wheels. We are deeply grateful to everyone who helped make this next great step in eradicating hunger in Western New York possible, and we look forward to your continued support as we work to provide dignity, hope and a brighter future to our neighbors in need.

Sincerely,



Jerry Sheldon
Board Chairperson



Tara A. Ellis
President & CEO


number of people and pounds distributed, by county*


In any given month, the Food Bank of WNY assisted as many as 131,776 people throughout Cattaraugus, Chautauqua, Erie and Niagara counties during FY 2018-2019, distributing 12,856,971 pounds of food to community members in need. From July 1, 2019 through December 31, 2019, the Food Bank assisted as many as 116,771 people in any given month, distributing 6,525,217 pounds of food to community members in need.

* The Food Bank also provided 102,483 pounds of food to partner food banks in the Feeding America network in FY 2018-2019, and 141,433 pounds of food to partner food banks in the Feeding America network from July 2019 through December 2019.





chautauqua county

 pounds distributed:
1,677,703 (FY 2018-2019)
769,332 (July-Dec 2019)


 people served:
18,223 (FY 2018-2019)
16,547 (July-Dec 2019)


niagara county

 pounds distributed:
1,740,562 (FY 2018-2019)
937,632 (July-Dec 2019)


 people served:
14,783 (FY 2018-2019)
12,902 (July-Dec 2019)


erie county

 pounds distributed:
8,050,243 (FY 2018-2019)
3,962,263 (July-Dec 2019)

 people served:
90,073 (FY 2018-2019)
78,851 (July-Dec 2019)

cattaraugus county

 pounds distributed:
1,285,980 (FY 2018-2019)
714,557 (July-Dec 2019)

 people served:
8,697 (FY 2018-2019)
8,471 (July-Dec 2019)

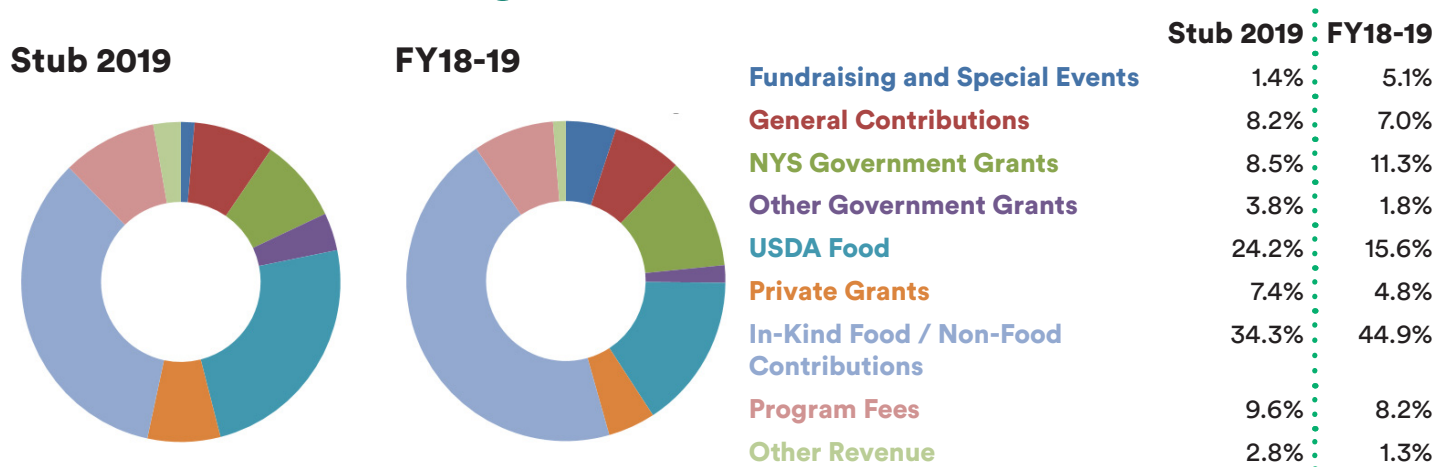
financial report

statement of activities and changes in net assets

2019 and 2018 fiscal years, ending June 30, and 6-month 2019 stub period

Assets	Stub 2019	FY 2018-19	FY 2017-18
Current Assets:			
Cash	\$5,314,985	\$4,605,120	\$4,220,802
Prepaid expenses	29,715	24,196	25,592
Accounts receivable	183,013	235,327	68,758
Grants and pledges receivable, net	642,315	264,220	302,193
Inventory			
Donated - in-kind value	639,404	439,731	442,814
USDA - in-kind value	1,852,824	1,216,519	440,662
Other	417,871	333,879	335,115
Total Current Assets	9,088,127	7,118,992	5,835,936
Long-Term Investments	5,447,734	5,535,239	5,218,545
Fixed Assets, Net	1,105,751	1,386,400	1,497,332
Total	\$15,633,612	\$14,040,631	\$12,551,813
Liabilities and Net Assets			
Current Liabilities:			
Accounts payable	\$172,246	\$159,222	\$99,758
Accrued expenses	123,854	107,266	119,532
Deferred income	27,538	53,323	106,684
Total Current Liabilities	323,638	319,811	325,974
Net Assets:			
Without donor restrictions	11,451,139	11,101,713	10,617,656
With donor restrictions	3,858,835	2,619,107	1,608,183
Total Net Assets	15,309,974	13,720,820	12,225,839
Total	\$15,633,612	\$14,040,631	\$12,551,813

where our funding comes from



financial report

statement of activities and changes in net assets (cont.)

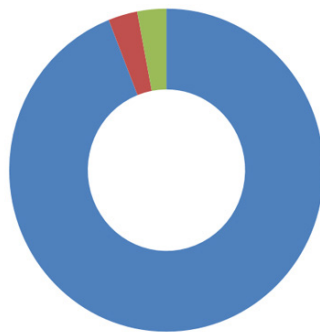
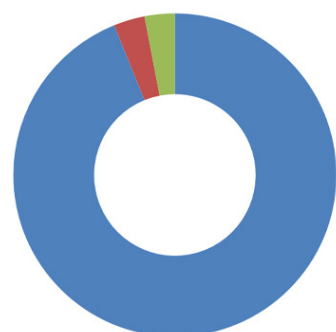
2019 and 2018 fiscal years, ending June 30, and 6-month 2019 stub period

Revenues, Gains and Other Support	Stub 2019	FY 2018-19	FY 2017-18
Contributions:			
Fundraising and special events	\$182,784	\$1,268,914	\$1,249,728
General contributions	1,076,107	1,745,364	2,801,914
HPNAP grant	1,115,049	2,812,454	2,365,256
EFSP/FEMA grant	408,018	236,100	261,993
Other government grants	95,807	202,827	209,878
Private grants	973,521	1,194,021	1,552,476
In-kind Contributions:			
General	19,224	35,692	21,048
Donated food and grocery items	4,502,537	11,136,922	12,323,937
USDA food	3,189,818	3,891,137	2,263,599
Revenues:			
Shared maintenance and AAP fees	176,689	541,838	639,638
Program fees	1,085,940	1,513,843	1,666,940
Other revenue and reimbursements	26,562	35,059	16,261
Investment income	339,638	286,264	272,298
Total Revenues, Gains and Other Support	13,191,694	24,900,435	25,644,966
Expenses			
Program services	10,818,989	21,989,504	22,961,327
Management and general	358,757	697,514	777,547
Fundraising	424,794	718,436	678,110
Total Expenses	11,602,540	23,405,454	24,416,984
Changes in Net Assets	1,589,154	1,494,981	1,227,982
Net Assets, Beginning of Year/Period	13,720,820	12,225,839	10,997,857
Net Assets, End of Year/Period	\$15,309,974	\$13,720,820	\$12,225,839

how we use our resources

Stub 2019

FY18-19



Program Services

Fundraising

Management & General

Stub 2019 : FY18-19

93.9% : 94.0%

3.1% : 3.0%

3.0% : 3.0%

top financial supporters

Corporations, foundations or estates that donated monetary gifts of \$50,000 or more between July 1, 2018 and December 31, 2019.

Bank of America*
Buffalo Bills
Evans-Devereux Memorial Fund
HSBC*
The Cameron and Jane Baird Foundation
The John R. Oishei Foundation
Mother Cabrini Health Foundation
Northern Chautauqua Community Foundation
Tops Markets, LLC
United Way of Buffalo and Erie County
Walmart, Inc.*
Wegmans Food Markets
The Western New York Foundation
William R. Kenan, Jr. Charitable Trust

*Via a Feeding America Corporate Partnership

our top food donors

We are grateful for the generosity of our partners who help alleviate hunger in Western New York. Our top food donors from July 1, 2018 through December 31, 2019 included:

Billingsley Produce Sales, Inc.
BJ's Wholesale Club Inc.
C&S Wholesale Grocers
Erie County Agricultural Society
Father Sam's Bakery
General Mills
Goya Foods of Great Lakes
James Desiderio Inc.
Lactalis American Group, Inc.
Refresco
Sam's Club
Steuben Foods, Inc.
Sonwil Distribution
Target Corporation
Trader Joe's
Upstate Niagara Cooperative, Inc.
Walmart Inc.
Wegmans Food Markets, Inc.
Western Harvest Produce, Inc.
The WhiteWave Foods Company

The Food Bank & Meals on Wheels are now **FeedMore** wny

FeedMore WNY offers dignity, hope and a brighter future by providing nutritious food, friendship and skills training to its Western New York neighbors in need.

100 James E Casey Drive
Buffalo, NY 14206
(716) 852-1305

www.feedmorewny.org
hello@feedmorewny.org

Follow us on social media: @feedmorewny



More than 2,780 volunteers donated nearly 24,500 hours to help feed our neighbors in need!

The time invested into our organization by these dedicated volunteers equates to a value of \$623,035 in service!

